



Instrucciones de montaje

Instruções de montagem / Assembly instructions


SafeFrame®




- Utilizando una herramienta de palanca (no incluida), abrir todos los perfiles.
- Colocar uma ferramenta de alavanca (não incluida) na borda interior do perfil.
- Place a lever tool (not included) under the inner edge of the profile and open it.



- Retirar el protector anti-reflectante.
- Retirar a protecção anti-reflexos.
- Remove the anti-reflex cover.



- Colocar el poster.
- Colocar o cartaz.
- Place the poster.



- Colocar de nuevo el protector sobre el poster y cerrar los perfiles.
- Colocar de novo a protecção anti-reflexo sobre o cartaz e fechar os perfis.
- After placing the cover back on the poster, close the profiles.